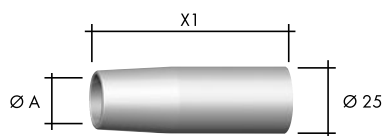


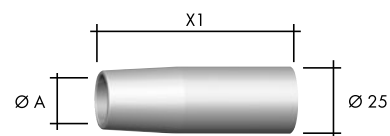
ABIMIG® A 305 LW, ABIMIG® A 355 LW, ABIMIG® A 405 LW

Wear parts

ABIMIG® A 305 / 355 LW

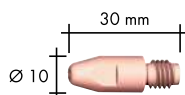


ABIMIG® A 405 LW

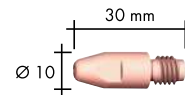


Gas nozzle (5 pcs.)

	Ø A	X1		Ø A	X1	
Cylindrical	Ø 21	71 mm	145.D024	Ø 21	71 mm	145.D024
Conical	Ø 18	72 mm	145.D021 ^{1,2}	Ø 18	72 mm	145.D021 ³
Conical	Ø 16	69 mm	145.D022	Ø 16	69 mm	145.D022



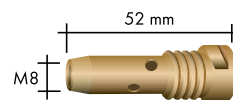

M8



M8

Contact tip (10 pcs.)

E-Cu	Ø 0.8	140.0114	140.0114		
	Ø 1.0	140.0313	140.0313		
	Ø 1.2	140.0442	140.0442		
	Ø 1.6	140.0587	140.0587		
E-Cu for Al	Ø 0.8	141.0003	-		
	Ø 1.0	141.0008	141.0008		
	Ø 1.2	141.0015	141.0015		
	Ø 1.6	141.0022	141.0022		
CuCrZr	Ø 0.8	140.0117	-		
	Ø 1.0	140.0316	140.0316		
	Ø 1.2	140.0445 ^{1,2}	140.0445		
	Ø 1.6	140.0590	140.0590 ³		



Contact tip holder (5 pcs.)

M8	014.D745.5 ^{1,2}	014.D745.5 ³

Adapter piece (5 pcs.)



	767.D668.5 ^{1,2}	015.D080.5 ³



		305 / 355 for 3 m	405 for 3 m	305 / 355 for 4 m	405 for 4 m	305 / 355 for 5 m	405 for 5 m
Liner	0.8	124.0011	-	124.0012	-	124.0015	-
	1.0	124.0026	124.D113	124.0031	124.D114	124.0035	124.D115
	1.2	124.0026 ^{1,2}	124.D116 ³	124.0031 ^{1,2}	124.D117 ³	124.0035 ^{1,2}	124.D118 ³
	1.6	124.0041	124.D119	124.0042	124.D120	124.0044	124.D121
PTFE liner	0.8	126.0005	-	126.0008	-	126.0011	-
	1.0	126.0021	-	126.0026	-	126.0028	-
	1.2	126.0021	-	126.0026	-	126.0028	-
	1.6	126.0039	-	126.0042	-	126.0045	-
Carbon PTFE liner	0.8	127.0002	-	127.0003	-	127.0004	-
	1.0	127.0005	-	127.0007	-	127.0008	-
	1.2	127.0005	-	127.0007	-	127.0008	-
	1.6	127.0010	-	127.0012	-	127.0013	-

¹ Included in the standard equipment for complete torches ABIMIG® A 305 LW.

² Included in the standard equipment for complete torches ABIMIG® A 355 LW.

³ Included in the standard equipment for complete torches ABIMIG® A 405 LW.